



BEACH BABES

DEBRIEF ACTIVITY





EQUIPMENT

AN INFLATABLE BEACH BALL. USE A MARKER TO DIVIDE THE BALL INTO 10 - 20 SECTIONS. IN EACH SECTION WRITE A REFLECTION QUESTION FROM THE SAMPLES IN THE PREVIOUS ACTIVITY.

INSTRUCTIONS

STUDENTS BEGIN ACTIVITY BY STANDING IN A CIRCLE. THE BEACH BALL IS 'BUMPED' AROUND THE CIRCLE AND THE STUDENT WHO HAS THE BALL ON THE THIRD 'BUMP' READS THE QUESTION THAT THEIR RIGHT THUMB IS ON. AFTER THE STUDENT ANSWERS THE QUESTION (OR THEY CAN 'PHONE A FRIEND' AND ASK ANOTHER STUDENT TO ANSWER IT), THE BALL IS PASSED AROUND THE CIRCLE UNTIL ALL STUDENTS WHO WANT TO HAVE HAD THE OPPORTUNITY TO ANSWER AT LEAST ONE QUESTION.

AN ALTERNATIVE IS TO GIVE ALL STUDENTS AN OPPORTUNITY TO ANSWER THE QUESTION WHEN IT IS READ OUT. TO HELP THE STUDENTS WITH THEIR REFLECTION, EXPAND OR SUMMARISE ANSWERS.



BreakAppz



@DALESIDEBOTTOM