

# NATURE NATURE



## DEBRIEF ACTIVITY




## INSTRUCTIONS

IF POSSIBLE, SEND STUDENTS INTO BUSH OR PARKLAND AND ASK THEM TO SEARCH FOR AN OBJECT THAT REFLECTS THE MOST IMPORTANT THING THEY LEARNT DURING THE DAY. AFTER A SET TIME HAS CONCLUDED, PAIR UP STUDENTS TO SHARE STORIES. AFTER THIS TIME, BRING THE STUDENTS BACK TOGETHER, WITH EACH STUDENT IN THE GROUP GETTING AN OPPORTUNITY TO SHARE THEIR PARTNER'S STORY WITH THE WHOLE GROUP.

THE AIM OF SPEAKING THROUGH AN OBJECT AND A PARTNER IS TO TAKE THE FOCUS OFF THE SPOKEN WORD AND DIRECT IT TO THE OBJECT, MAKING IT EASIER FOR INTROVERTED STUDENTS TO COMMUNICATE. AN EXAMPLE OF AN OBJECT MAY BE A CLOSED FLOWER BUD, IF THE STUDENT FEELS CLOSED UP AND NEVER OPENING UP TO WHAT LIFE HAS TO OFFER, OR A BUD THAT HAD OPENED UP AND FLOWERED, IF THE STUDENT FEELS BRIGHT AND HAPPY.



BreakAppz



@DALESIDEBOTTOM