

# START & FINISH




## DEBRIEF ACTIVITY

### Equipment

A PAPER PLATE FOR EACH STUDENT AND MARKERS.

### Instructions

HAND OUT A PAPER PLATE TO EACH STUDENT AND ASK HIM OR HER TO USE THE MARKER TO DRAW A PICTURE OF THE ENVIRONMENT OR SITUATION BEFORE THEY COMPLETED THEIR LESSON ON ONE SIDE OF THE PLATE. THEN ASK THE STUDENTS TO DO THE SAME ON THE OTHER SIDE OF THE PLATE OF THE ENVIRONMENT OR SITUATION AFTER THE LESSON. THIS PICTURE SHOULD ILLUSTRATE THE IMPACT THE LESSON HAD ON THEM. TO ENCOURAGE DISCUSSION, ASK EACH STUDENT AT THE END TO SHARE THEIR PICTURES WITH THE CLASS AND EXPLAIN WHY THEY CHOSE TO DRAW WHAT THEY DID.



BreakAppz



@DALESIDEBOTTOM