


# BRIDGE TAG

tag activity




## equipment


FOUR CONES TO MAKE A 10M X 10M SQUARE AND COLOUR BANDS FOR TAGGERS.

## instructions

THE TEACHER PICKS TWO OR THREE STUDENTS TO BE TAGGERS. THE REST OF THE STUDENTS SPEED WALK WHILE TAGGERS CHASE AND TRY TO TAG AS MANY STUDENTS AS POSSIBLE. WHEN TAGGED, STUDENTS STRETCH ARMS AND FORM A BRIDGE ON THE GROUND WITH HANDS AND FEET. TWO TAGGED STUDENTS CAN ALSO WORK TOGETHER TO FORM A STANDING BRIDGE. BRIDGES REJOIN THE GAME AFTER ANY STUDENT CRAWLS OR RUNS UNDER THE BRIDGE. CHALLENGE STUDENTS TO FREE AS MANY BRIDGES AS THEY CAN. STOP THE GAME EVERY FEW MINUTES TO CHANGE TAGGERS, AND TO ASK STUDENTS HOW MANY "BRIDGES" THEY WENT UNDER. CHALLENGE STUDENTS TO TRY TO BREAK PERSONAL RECORDS SO THE FOCUS OF THE GAME IS HELPING OTHERS.



BreakAppz



@DALESIDEBOTTOM